



June 2017

Report No. 17-07

Approximately 42% of Nursing Programs Had Licensure Exam Passage Rates Below the Required Legislative Standard in 2016

at a glance

The licensure exam passage rates in 2016 for Florida students who graduated from nursing programs varied by program type. Statewide, Florida's bachelor's degree graduates performed slightly higher than their counterparts nationally, while graduates from licensed practical nursing and associate degree programs performed lower than graduates nationally.

Approximately 42% of Florida nursing education programs had national licensure exam passage rates that were 10% or more below the national average in 2016. This percentage was the same (42%) in 2015. Most of the nursing programs performing below the required legislative passage rate were created since 2009 and are unaccredited.

If a program's passage rate falls 10 percentage points below the national average for two consecutive calendar years, Florida law requires that the program be placed on probation. Associate programs accounted for 60% of 131 programs that were below the legislative standard in 2016.

As of May 2017, the Board of Nursing had placed 18 of the 131 programs with low licensure exam passage rates on probation and terminated 17 programs. An additional 43 of the programs had already closed or were planning to close voluntarily.

Scope

The 2014 Legislature directed OPPAGA to conduct a series of annual reviews through the year 2020 of the Board of Nursing's administration of the program approval and accountability processes for nursing education programs.¹ This report is a companion to OPPAGA [Report No. 17-03](#), *Review of Florida's Nursing Education Programs, 2016*, which addressed how nursing programs' capacity, enrollment, and student outcomes have changed since the previous academic year. This report reviews nursing licensure exam data for the 2016 calendar year, which was not available at the time the previous report was published.

Background

The 2009 Legislature made several statutory changes to significantly increase the number of approved nursing education programs to address the state's shortage of nurses. The 2009 law modified the nursing education program approval process and established a legislative performance standard based on each program's graduate licensure exam passage rate.²

The 2014 Legislature made additional revisions in Florida law related to nursing programs. For example, the 2014 revisions limited a program's exam passage rate to only include first-time test takers within six months of graduation and required existing nursing programs to be

¹ Chapters [2009-168](#), [2010-37](#), and [2014-92](#), *Laws of Florida*.

² Section [464.019](#), *F.S.*, specifies that the first calendar year of scores

the board could use was 2010. As a result, 2012 was the first year the board could place programs on probation using the criteria in law, based on calendar years 2010 and 2011.

accredited no later than July 2019.³ The 2014 law also allowed the Florida Board of Nursing to extend a program’s probationary status for one additional year if the program demonstrates adequate progress toward the graduate passage rate goal by meeting a majority of the benchmarks established in the program’s remediation plan.⁴

This report provides program-specific nursing licensure exam data for all nursing education programs in Florida for the 2016 calendar year.⁵ This data includes each program’s passage rate for graduates who took the National Council of State Boards of Nursing’s National Council Licensure Examination (NCLEX) within six months of their graduation date.

Findings

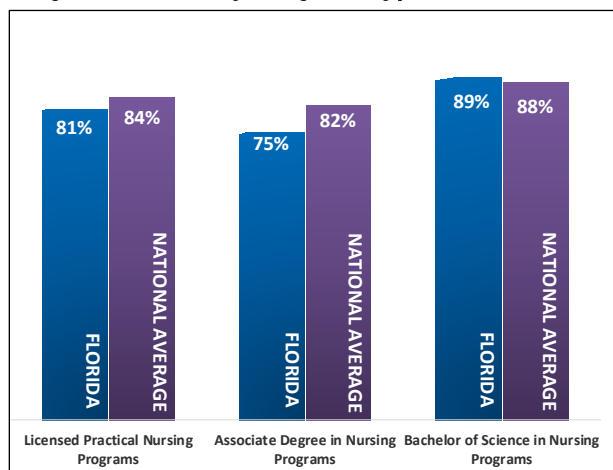
How did students who graduated from Florida nursing education programs perform on the licensure exam in 2016 compared to graduates nationally?

Florida’s bachelor’s degree graduates performed slightly better than graduates nationally; graduates from licensed practical nursing degree programs performed slightly worse; and graduates from associate degree programs performed significantly worse.

The percentage of Florida nursing graduates passing the licensure exam in 2016 varied by program type. Florida graduates of licensed practical nursing and associate degree programs had lower overall performance than graduates nationally. Statewide, 81% of graduates from Florida’s licensed practical nurse programs passed the licensure exam during 2016, which was below the national average of 84%. (See Exhibit 1.) In addition, 75% of Florida associate degree in nursing graduates passed the licensure exam, which was significantly lower than the

percentage of graduates passing the exam nationally (82%). However, graduates of Florida’s Bachelor of Science in nursing degree programs fared slightly better than their counterparts nationally, with 89% passing the licensure exam, compared to the national average of 88%.

Exhibit 1
Florida’s 2016 Average Licensure Exam Passage Rates for Students Who Graduated From Nursing Programs Varied by Program Type¹



¹National average passage rates include all nursing education program graduates who took the licensure exam for the first time in calendar year 2016, but Florida rates do not include graduates who took their exams more than six months after their graduation date.

Source: OPPAGA analysis of data received from the National Council of State Boards of Nursing.

How many Florida nursing education programs had licensure exam passage rates that were 10% or more below the national average?

Approximately 42% (131 of 313) of Florida nursing education programs with graduates who took the licensure exam had passage rates that were 10% or more below the national average in 2016. This percentage remained unchanged compared to 2015, when 42% (127 of 304) of programs had low

³ Programs must be accredited by a specialized nursing accrediting agency that is nationally recognized by the United States Secretary of Education to accredit nursing education programs.

⁴ The law requires approved nursing programs to have a minimum graduate licensure exam passage rate. If a program’s passage rate falls 10% below the national average for two consecutive calendar years, the program is placed on probation and must submit a remediation plan and increase its passage rate

so that it equals or exceeds the required passage rate within the timeframes specified in s. 464.019 (5)(a)(3), F.S.

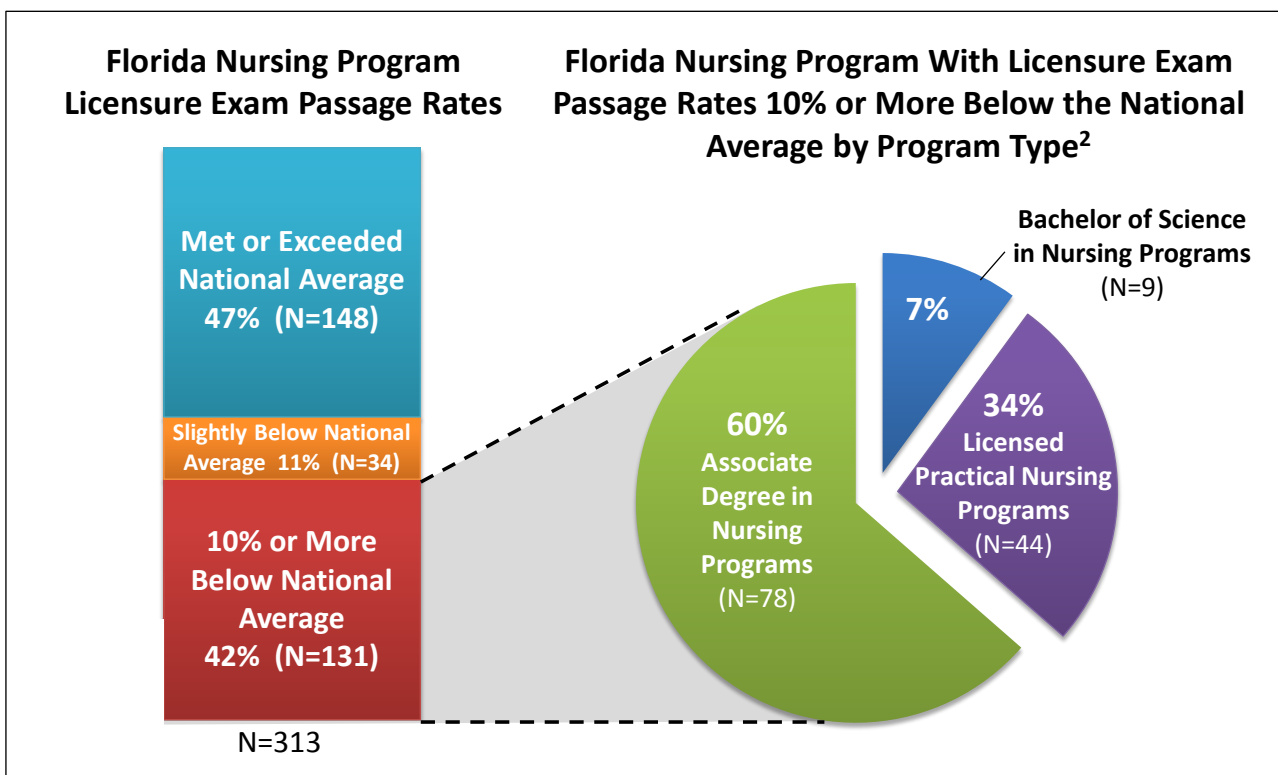
⁵ Public school districts, Florida colleges, state universities, private institutions licensed by the Commission for Independent Education, and private institutions that are members of the Independent Colleges and Universities of Florida offer nursing programs. In addition, state law authorizes Pensacola Christian College to offer a Bachelor of Science in nursing degree.

exam passage rates. Florida law requires a program with a graduate licensure exam passage rate of 10 percentage points or more below the national average for two consecutive calendar years to be placed on probation and submit a remediation plan to increase its passage rate so that it equals or exceeds the required passage rate within the timeframes specified in s. 464.019(5)(a)(3), *Florida Statutes*.

Associate degree in nursing programs accounted for 60% of programs that failed to meet the legislative standard. As shown in Exhibit 2, 60% (78 of the 131) of Florida nursing programs with passage rates that were 10% or more below the national average awarded associate degrees. Approximately one-third (34%) were licensed practical nursing programs and the remaining 7% were Bachelor of Science in nursing programs.⁶

Exhibit 2

Of the Florida Nursing Programs in 2016 That Had Licensure Exam Passage Rates That Were 10% or More Below the National Average, 60% Were Associate Degree in Nursing Programs¹



¹ National average passage rates include all nursing education program graduates who took the licensure exam for the first time in calendar year 2016, but Florida passage rates do not include graduates who took their exams more than six months after their graduation date.

² The sum of the percentages exceeds 100% due to rounding.

Source: OPPAGA analysis of data received from the National Council of State Boards of Nursing.

Most of the nursing programs performing below the required exam passage rate were relatively new and unaccredited. More than three-quarters, or 79% (103 of 131), of the programs with exam passage rates below the legislative passage rate

standard in 2016 were created since the 2009 statutory revisions took effect. Further, only 12 of the 131 programs were accredited. To improve program quality, the 2014 Legislature revised Florida law to require that all nursing education

⁶ Fifteen percent of the schools (47 of the 313) had fewer than five test takers. At smaller schools, the performance of relatively few

test takers can have a substantial effect on passage rates.

programs be accredited by July 1, 2019, or within five years of first enrolling students.

Of the 131 programs that failed to meet the legislative passage rate standard in 2016, 43 had already closed or were planning to close voluntarily as of the April 2017 board meeting. At its April 2017 meeting, the Board of Nursing made decisions regarding program status changes based on the 2016 exam data. Board staff provided OPPAGA with the changes in program status as of the April meeting and included status information through May 31. Of the 131 programs that failed to meet the legislative standard in 2016, as of May 31, 2017

- 43 had either already closed (41) or were planning to close voluntarily (2)⁷;
- 18 were either placed on probation at the April meeting (13), had their probation extended for one year (4), or were already on probation (1);
- 1 additional program is appealing the board's decision to place it on probation;
- 12 programs were exempt from being placed on probation because they attained the accreditation specified in Florida statutes⁸;
- 17 were either terminated at the meeting (3) or already terminated by the board (14)—a program placed on probation must improve its passage rate within the timeframes specified in Florida statutes or the board may terminate the program⁹;

- 7 received a reprieve from the board decision-making process until the June 2017 meeting; and
- 33 were not discussed at the April meeting and thus left in approved status; however, the Board of Nursing is required to place programs on probation if they continue to have licensure passage rates 10% or more below the national average for another consecutive calendar year.^{10, 11}

All board decisions affecting nursing programs are subject to appeal by any program.

The Board of Nursing is scheduled to meet again in June 2017 and make decisions about the remaining nursing programs that had exam passage rates below the legislative standard for two consecutive calendar years, as well as programs that require a status change for another reason, such as not submitting the annual report required by statute.

Appendix A describes how many Florida nursing education programs met or exceeded the national average passage rate or were slightly below the national average passage rate, and how many were 10% or more below the national average passage rate for each program type.¹² Appendix B lists the passage rates for each nursing program in Florida by program type.

⁷ Of the 41 programs that had already closed as of the April 2017 meeting and had test takers in calendar year 2016, 28 closed in 2016, 9 closed in 2015, 3 closed in 2014, and 1 closed in 2013.

⁸ Refer to ss. [464.003\(1\)](#) and [464.019\(9\)](#), *F.S.*

⁹ Refer to s. [464.019\(5\)\(a\)\(3\)](#), *F.S.* In April 2015, the Board of Nursing adopted an alternative interpretation of s. [464.019\(5\)\(a\)\(3\)](#), *F.S.*, which changed the length of time the board allows nursing programs to remain on probation before termination. Under the alternative interpretation, if a program fails to meet the statutory requirement after one year of probation, the board terminates the program. In addition, the board now terminates programs that have no graduates who take the NCLEX in the calendar year that immediately follows their placement on probation. However, programs can appeal these termination decisions and request a one-

year extension of probation. Prior to April 2015, the board allowed programs to remain on probation for two years prior to termination. This change affected programs that were on their first year of probation in 2015 or thereafter.

¹⁰ Of the 78 programs that were closed or closing, placed on probation, or terminated, 65 were created since 2009.

¹¹ At its April board meeting, the board also decided to terminate one program that had no 2016 exam data and to move five programs from probationary to approved status because these five programs improved their exam passage rates to a level that was greater than the legislative standard.

¹² Slightly below the national average refers to programs with exam passage rates below the national average by fewer than 10 percentage points.

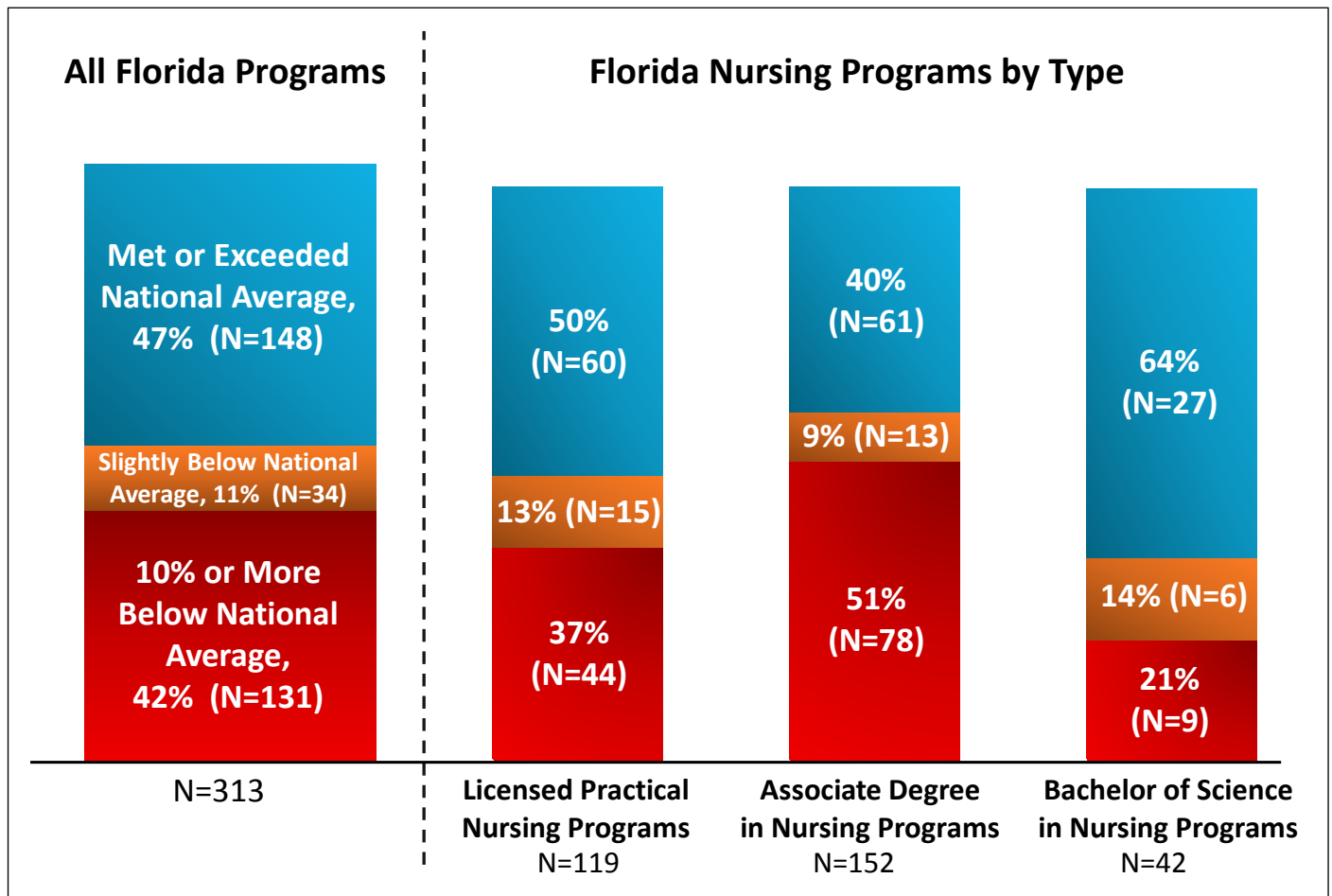
Appendix A

Florida Nursing Education Program Passage Rates by Program Type

Approximately 42% (131 of 313 programs) of Florida nursing education programs had licensure exam passage rates that were 10% or more below the national average in 2016. Licensure exam passage rates varied by program type, as shown in Exhibit A-1. For example, 37% of licensed practical nursing programs, 51% of associate degree in nursing programs, and 21% of bachelor’s degree programs were 10% or more below the national average.

Exhibit A-1

Approximately 42% of Florida Nursing Education Programs Had Licensure Exam Passage Rates That Were 10% or More Below the National Average in 2016^{1,2}



¹ National average passage rates include all nursing education program graduates who took the licensure exam for the first time in calendar year 2016, but Florida rates do not include graduates who took their exams more than six months after their graduation date.

² The sum of the percentages does not always equal 100% due to rounding.

Source: OPPAGA analysis of data received from the National Council of State Boards of Nursing.

Appendix B

Licensed Practical Nursing (Generic and Bridge) Program Graduate Exam Scores

Exhibit B-1 shows for each institution the passage rates for licensed practical nursing program graduates who took the National Council of State Boards of Nursing’s National Council Licensure Examination (NCLEX) during calendar year 2016.^{13, 14} Statewide, the percentage of exam takers who passed the exam (81.42%) is slightly lower than the national average passage rate of 83.73%. In addition, 36.97% (44 of 119) of licensed practical nursing programs in Florida were 10% or more below the national average passage rate in 2016. Programs approved since the 2009 law are highlighted in light gray.

Exhibit B-1

Passage Rates for Licensed Practical Nursing Program Graduates in the 2016 Calendar Year¹

NCLEX Code	School	Exam Takers	Number of Exam Takers Who Passed	Percentage of Exam Takers Who Passed
70-129	Premiere International Institute – Fort Myers	1	1	100.00%
70-138	American Medical Academy	2	2	100.00%
70-149	Horizon Healthcare Institute, Inc. – Fort Myers	1	1	100.00%
70-150	Palm Beach State College – Lake Worth	4	4	100.00%
70-159	South Tech Academy	8	8	100.00%
70-161	Gadsden Center for Health Education	2	2	100.00%
70-163	Desoto County School of Practical Nursing	1	1	100.00%
70-167	Withlacoochee Technical College	14	14	100.00%
70-168	South Florida State College – Avon Park	24	24	100.00%
70-187	Orlando Tech	15	15	100.00%
70-189	North Florida Community College – Madison	19	19	100.00%
70-209	Med-Life Institute – Kissimmee	1	1	100.00%
70-211	Rasmussen College, Inc. – Fort Myers	11	11	100.00%
70-220	North Broward Technical Center, Inc.	1	1	100.00%
70-223	Med-Life Institute – West Palm Beach	1	1	100.00%
70-246	Horizon Healthcare Institute, Inc. – Melbourne	3	3	100.00%
70-251	O’Reggio Technical Career Institute	1	1	100.00%
70-260	Green Cross School Of Nursing	1	1	100.00%
70-268	Dade County Homestead Senior High	1	1	100.00%
70-282	Technical Center for Career and Adult Education – Indian River County	10	10	100.00%
70-1106	South Dade Technical College	3	3	100.00%
70-1112	Atlantic Technical College	5	5	100.00%
70-132	Jersey College – Jacksonville	35	34	97.14%
70-155	Jersey College – Tampa	31	30	96.77%

¹³ This includes licensed practical nursing students in generic or bridge programs.

¹⁴ This data includes only first-time test takers who took the exam within six months of graduation from a nursing education program.

NCLEX Code	School	Exam Takers	Number of Exam Takers Who Passed	Percentage of Exam Takers Who Passed
70-142	Cape Coral Institute of Technology	23	22	95.65%
70-181	Fort Myers Institute of Technology – Fort Myers	23	22	95.65%
70-106	Florida Gateway College	22	21	95.45%
70-201	Academy for Nursing and Health Occupations – West Palm Beach	38	36	94.74%
70-191	Tom P. Haney Technical Center	37	35	94.59%
70-105	Choice Technology Center	33	31	93.94%
70-107	Bradford-Union Technical Center	15	14	93.33%
70-233	Jersey College – Fort Lauderdale	15	14	93.33%
70-259	Community Technical & Adult Education – Marion County	45	42	93.33%
70-145	Immokalee Technical Center	14	13	92.86%
70-160	Mercy Hospital School of Practical Nursing	70	65	92.86%
70-256	Herzing University – Winter Park	27	25	92.59%
70-182	First Coast Technical College	52	48	92.31%
70-222	Rasmussen College, Inc. – Land O'Lakes	35	32	91.43%
70-214	Rasmussen College, Inc. – Ocala	57	52	91.23%
70-136	Technical Education Center Osceola	56	51	91.07%
70-153	Lindsey Hopkins Technical College – Dade County	22	20	90.91%
70-194	Pinellas Technical Education Center – Clearwater	33	30	90.91%
70-151	Pinellas Technical College – St. Petersburg	42	38	90.48%
70-166	Charlotte Technical Center	63	57	90.48%
70-108	Ridge Career Center	40	36	90.00%
70-114	Taylor College – Belleview	10	9	90.00%
70-195	Traviss Career Center	57	51	89.47%
70-186	Atlantic Technical College – Broward County	47	42	89.36%
70-164	Pasco-Hernando State College – New Port Richey	100	89	89.00%
70-288	Harris-Casel Institute	18	16	88.89%
70-183	Manatee Technical College	44	39	88.64%
70-172	Eastern Florida State College	26	23	88.46%
70-193	Suncoast Technical College	49	43	87.76%
70-248	Robert Morgan Educational Center – Dade County	49	43	87.76%
70-1104	Taylor Technical Institute	16	14	87.50%
70-185	Daytona State College – Daytona Beach	39	34	87.18%
70-197	Gulf Coast State College – Port St. Joe	23	20	86.96%
70-131	Centura Institute	7	6	85.71%
70-261	Fortis College – Largo	7	6	85.71%
70-205	Sheridan Technical College – Broward County	74	63	85.14%
NATIONAL AVERAGE PASSAGE RATE				83.73%
70-199	Lively Technical Center	42	35	83.33%
70-232	Rasmussen College, Inc. – Tampa	18	15	83.33%
70-1103	Santa Fe College – Gainesville	18	15	83.33%

NCLEX Code	School	Exam Takers	Number of Exam Takers Who Passed	Percentage of Exam Takers Who Passed
70-178	Lake Technical Center	35	29	82.86%
70-104	Galen College of Nursing – St. Petersburg	57	47	82.46%
70-154	Erwin Technical Center	79	65	82.28%
70-179	Florida State College at Jacksonville	22	18	81.82%
70-202	McFatter Technical College	76	61	80.26%
70-238	Med-Life Institute – Pompano Beach	5	4	80.00%
70-125	Concorde Career Institute – Jacksonville	24	19	79.17%
70-236	Locklin Tech	14	11	78.57%
70-133	Brewster Technical Center	17	13	76.47%
70-254	Miami Lakes Technical Center – Dade County	25	19	76.00%
70-170	Lorenzo Walker Institute of Technology	36	27	75.00%
70-207	Southeastern College – New Port Richey	4	3	75.00%
10 PERCENTAGE POINTS BELOW NATIONAL AVERAGE PASSAGE RATE				73.73%
70-215	Virginia College – Pensacola	7	5	71.43%
70-120	Emerald Coast Technical College	31	22	70.97%
70-177	Indian River State College – Fort Pierce	58	41	70.69%
70-173	Riveroak Technical College	22	15	68.18%
70-134	Southeastern College – Greenacres	25	17	68.00%
70-171	Florida Panhandle Technical College	25	17	68.00%
70-224	Genesis Vocational Institute	6	4	66.67%
70-239	Med-Life Institute – Naples	3	2	66.67%
70-109	Fortis Institute – Port St. Lucie	17	11	64.71%
70-157	Pensacola State College	18	11	61.11%
70-124	Medtech Institute – Orlando	52	31	59.62%
70-169	Inlet Grove Adult Community High School	22	13	59.09%
70-144	Southeastern College – Jacksonville	24	14	58.33%
70-190	Southeastern College – St. Petersburg	7	4	57.14%
70-141	Med-Life Institute – Bradenton	13	7	53.85%
70-127	Cambridge Institute of Allied Health & Technology – Altamonte Springs	53	28	52.83%
70-126	Health Education Training School	2	1	50.00%
70-130	Lincoln Technical Institute – Fern Park	4	2	50.00%
70-210	Blanche Ely High School – Broward County	6	3	50.00%
70-217	International Institute For Health Care Professionals, Inc. – Boca Raton	2	1	50.00%
70-227	Cambridge Institute of Allied Health & Technology – Delray Beach	4	2	50.00%
70-240	American Health Institute	12	6	50.00%
70-241	Emiraza College – Fort Pierce	6	3	50.00%
70-255	Southeastern College – Tampa	4	2	50.00%
70-1108	Allied Medical Training Center, Inc.	2	1	50.00%
70-121	Suncoast College of Health – Bradenton	31	13	41.94%
70-112	Sigma Institute of Health Careers – Oakland Park	10	4	40.00%

NCLEX Code	School	Exam Takers	Number of Exam Takers Who Passed	Percentage of Exam Takers Who Passed
70-1102	Chancellor Institute, Inc.	5	2	40.00%
70-263	Hosanna College Of Health, Inc. – Miramar	9	3	33.33%
70-286	Techni-Pro Institute, Inc. – Boca Raton	6	2	33.33%
70-147	Azure College – Sebring	4	1	25.00%
70-135	Capscare Academy for Healthcare Education – Lake Worth	18	3	16.67%
70-212	West Lawrence School of Nursing	7	1	14.29%
70-213	International Academy Training Center	16	1	6.25%
70-117	Azure College – Miami Gardens	2	0	0.00%
70-156	Express Training Services, LLC – Gainesville	1	0	0.00%
70-162	Vintex Training Institute	1	0	0.00%
70-180	Palm Beach County Schools	1	0	0.00%
70-203	Sunshine Training Center	1	0	0.00%
70-228	Palm Beach Vocational Institute, Inc. – Melbourne	1	0	0.00%
70-234	Sunshine Academy	5	0	0.00%
70-243	Ideal Professional Institute, Inc. – Miami Gardens	1	0	0.00%
70-245	NRI Institute of Health Sciences	1	0	0.00%
70-1101	Kings Career Institute	1	0	0.00%
Total Statewide²		2,541	2,069	81.42%

¹ Programs approved since July 2009 are highlighted in light gray.

² The statewide totals include graduates of closed programs.

Source: National Council of State Boards of Nursing.

Associate Degree in Nursing (Generic and Bridge) Program Graduate Exam Scores

Exhibit B-2 shows for each institution the passage rates for associate degree in nursing program graduates who took the National Council of State Boards of Nursing’s National Council Licensure Examination (NCLEX) during calendar year 2016.^{15, 16} Statewide, the percentage of exam takers who passed the exam (75.36%) is below the national average passage rate of 81.68%. Moreover, 51.32% (78 of 152) of associate degree in nursing programs in Florida were 10% or more below the national average passage rate in 2016. Programs approved since the 2009 law are highlighted in light gray.

Exhibit B-2

Passage Rates for Associate Degree in Nursing Program Graduates in the 2016 Calendar Year¹

NCLEX Code	School	Exam Takers	Number of Exam Takers Who Passed	Percentage of Exam Takers Who Passed
70-403	Keiser University – Lakeland	41	41	100.00%
70-454	Florida National University – Miami	1	1	100.00%
70-712	Azure College – Boca Raton	6	6	100.00%
70-721	Hebron Technical Institute	1	1	100.00%
70-748	South Florida Medical College	2	2	100.00%
70-769	Antigua College International, Inc. – Miami	3	3	100.00%
70-4105	Ultrasound Medical Institute, Inc. – Royal Palm Beach	2	2	100.00%
70-462	Seminole State College of Florida – Altamonte Springs	171	170	99.42%
70-400	South Florida State College – Avon Park	31	30	96.77%
70-467	Valencia College	205	198	96.59%
70-468	Tallahassee Community College	56	54	96.43%
70-438	Eastern Florida State College – Palm Bay	48	46	95.83%
70-476	Polk State College	141	135	95.74%
70-436	Rasmussen College, Inc. – Fort Myers	89	85	95.51%
70-440	Keiser University – Port St. Lucie	41	39	95.12%
70-451	College Of Central Florida – Lecanto	18	17	94.44%
70-450	Northwest Florida State College	53	50	94.34%
70-404	Jersey College – Tampa	70	66	94.29%
70-425	St. Johns River State College	102	96	94.12%
70-475	Broward College	303	284	93.73%
70-489	St. Petersburg College	251	235	93.63%
70-449	City College – Miami	15	14	93.33%
70-407	Keiser University – Miami	28	26	92.86%
70-743	City College – Altamonte Springs	14	13	92.86%
70-455	Keiser University – Orlando	55	51	92.73%

¹⁵ This includes associate degree in nursing students in generic on bridge programs.

¹⁶ This data includes only first-time test takers who took the exam within six months of graduation from a nursing education program.

NCLEX Code	School	Exam Takers	Number of Exam Takers Who Passed	Percentage of Exam Takers Who Passed
70-405	Lake-Sumter State College	78	72	92.31%
70-480	State College of Florida Manatee-Sarasota	108	99	91.67%
70-491	Rasmussen College, Inc. – New Port Richey	112	102	91.07%
70-418	Keiser University – Tampa	43	39	90.70%
70-713	Management Resources College	126	114	90.48%
70-422	Fortis Institute – Pensacola	62	56	90.32%
70-733	Medical Prep Institute of Tampa Bay – Tampa	20	18	90.00%
70-735	Jersey College – Fort Lauderdale	40	36	90.00%
70-406	Keiser University – West Palm Beach	45	40	88.89%
70-469	Hillsborough Community College	205	182	88.78%
70-423	Keiser University – Fort Lauderdale	60	53	88.33%
70-426	Keiser University – Tallahassee	17	15	88.24%
70-470	Eastern Florida State College – Cocoa	59	52	88.14%
70-463	Academy for Nursing and Health Occupations – West Palm Beach	55	48	87.27%
70-409	Mercy Hospital College of Nursing	54	47	87.04%
70-482	College of Central Florida – Ocala	61	53	86.89%
70-716	Bethesda College of Health Sciences	15	13	86.67%
70-415	Keiser University – Melbourne	67	58	86.57%
70-411	Galen College of Nursing – St. Petersburg	290	251	86.55%
70-495	Rasmussen College, Inc. – Ocala	196	169	86.22%
70-416	North Florida Community College – Madison	36	31	86.11%
70-483	Daytona State College – Daytona Beach	221	189	85.52%
70-490	Keiser University – Jacksonville	34	29	85.29%
70-477	Indian River State College – Fort Pierce	149	127	85.23%
70-444	Herzing University – Winter Park	74	63	85.14%
70-472	Florida South Western State College	218	184	84.40%
70-464	Pasco-Hernando Community College – New Port Richey	242	203	83.88%
70-456	Jersey College – Jacksonville	60	50	83.33%
70-457	Taylor College – Belleview	6	5	83.33%
70-702	Hope College of Arts & Sciences – Pompano Beach	12	10	83.33%
70-773	Azure College – Orlando	6	5	83.33%
70-478	Florida Gateway College	89	74	83.15%
70-481	Gulf Coast State College – Panama City	112	93	83.04%
70-704	Fortis College – Cutler Bay	41	34	82.93%
70-494	Rasmussen College, Inc. – Tampa	64	53	82.81%
70-412	Fortis College – Largo	33	27	81.82%
NATIONAL AVERAGE PASSAGE RATE				81.68%
70-487	Pensacola State College	138	112	81.16%
70-484	Miami Dade College	440	356	80.91%
70-471	Santa Fe College – Gainesville	170	137	80.59%

NCLEX Code	School	Exam Takers	Number of Exam Takers Who Passed	Percentage of Exam Takers Who Passed
70-730	Florida Career College – Pembroke Pines	15	12	80.00%
70-486	Palm Beach State College – Lake Worth	237	186	78.48%
70-4110	Florida National University – Hialeah	27	21	77.78%
70-473	Florida State College at Jacksonville	318	244	76.73%
70-755	Health Career Institute	45	34	75.56%
70-474	Florida Keys Community College	28	21	75.00%
70-728	Palm Beach Vocational Institute, Inc. – Boynton Beach	24	18	75.00%
70-766	Orlando Medical Institute, Inc.	15	11	73.33%
70-420	Keiser University – Sarasota	43	31	72.09%
70-413	Southeastern College – Miami Lakes	46	33	71.74%
10 PERCENTAGE POINTS BELOW NATIONAL AVERAGE PASSAGE RATE				71.68%
70-759	Institute of Healthcare Professions	35	25	71.43%
70-445	Breckinridge School of Nursing and Health Sciences at ITT Tech – Tallahassee	72	51	70.83%
70-430	Everest University	17	12	70.59%
70-732	International Institute for Health Care Professionals, Inc. – Boca Raton	91	63	69.23%
70-459	Azure College – Sebring	3	2	66.67%
70-711	Lincoln Technical Institute – Fern Park	15	10	66.67%
70-714	Southern Technical College – Fort Myers	38	25	65.79%
70-709	Fortis Institute – Port St. Lucie	42	27	64.29%
70-499	Concorde Career Institute – Miramar	21	13	61.90%
70-427	Taylor College – Belleview	18	11	61.11%
70-443	Florida National University – Hialeah	5	3	60.00%
70-757	Fortis College – Orange Park	22	13	59.09%
70-498	Breckinridge School of Nursing and Health Sciences at ITT Tech – Tampa	19	11	57.89%
70-492	Palm Beach State College – Belle Glade	14	8	57.14%
70-496	Breckinridge School of Nursing And Health Sciences at ITT Tech – Tampa	28	16	57.14%
70-744	Capscare Academy for Healthcare Education – Lake Worth	14	8	57.14%
70-772	Azure College – Miami Gardens	9	5	55.56%
70-750	Lincoln College Of Technology	29	16	55.17%
70-731	Suncoast College of Health – Bradenton	53	29	54.72%
70-421	Concorde Career Institute – Tampa	22	12	54.55%
70-433	Concorde Career Institute – Jacksonville	52	28	53.85%
70-717	Breckinridge School of Nursing and Health Sciences at ITT Tech – Lake Mary	15	8	53.33%
70-729	International Institute For Health Care Professionals – Fort Pierce	15	8	53.33%
70-439	Southeastern College – St. Petersburg	34	18	52.94%
70-434	Breckinridge School of Nursing and Health Sciences at ITT Tech – Lake Mary	40	21	52.50%
70-722	Florida Career College – Lauderdale Lakes	23	12	52.17%

NCLEX Code	School	Exam Takers	Number of Exam Takers Who Passed	Percentage of Exam Takers Who Passed
70-758	Florida Academy of Nursing – Miramar	29	15	51.72%
70-754	University of Southernmost Florida – Coral Gables	37	19	51.35%
70-401	Chipola College – Marianna	65	33	50.77%
70-437	City College – Fort Lauderdale	12	6	50.00%
70-703	Victoria Medical College – West Palm Beach	10	5	50.00%
70-774	FMI Career School	2	1	50.00%
70-749	Med-Life Institute – Naples	67	32	47.76%
70-417	Florida Career College – Boynton Beach	13	6	46.15%
70-705	Schiller International University	13	6	46.15%
70-723	Dade Medical College – West Palm Beach	13	6	46.15%
70-734	Southern Technical College – Tampa	11	5	45.45%
70-488	Breckinridge School of Nursing and Health Sciences at ITT Tech – Fort Myers	49	22	44.90%
70-706	Breckinridge School of Nursing and Health Sciences at ITT Tech – West Palm Beach	16	7	43.75%
70-414	Mattia College – Miami	56	24	42.86%
70-741	Florida College of Health Science, Inc. – Orlando	7	3	42.86%
70-419	Concorde Career Institute – Orlando	26	11	42.31%
70-408	Dade Medical College – Miami	12	5	41.67%
70-737	Med-Life Institute – Kissimmee	15	6	40.00%
70-448	Breckinridge School of Nursing and Health Sciences at ITT Tech – Fort Lauderdale	23	9	39.13%
70-725	Florida Career College – Jacksonville	32	12	37.50%
70-727	Allied Health Institute	24	9	37.50%
70-432	Dade Medical College – Homestead	19	7	36.84%
70-724	Dade Medical College – Jacksonville	30	11	36.67%
70-760	Medtech Institute Orlando – Orlando	67	24	35.82%
70-726	Florida Career College – Kendall	20	7	35.00%
70-466	Brown Mackie College – Miami	24	8	33.33%
70-497	Ultimate Medical Academy	15	5	33.33%
70-736	Larkin School of Nursing	9	3	33.33%
70-458	Azure College – Miami Gardens	31	10	32.26%
70-710	Southeastern College – New Port Richey	44	14	31.82%
70-4101	North Broward Technical Center, Inc. – Deerfield Beach	19	6	31.58%
70-435	Breckinridge School of Nursing and Health Sciences at ITT Tech – Jacksonville	16	5	31.25%
70-431	Dade Medical College – Hollywood	13	4	30.77%
70-424	Virginia College – Jacksonville	28	8	28.57%
70-738	Med-Life Institute – West Palm Beach	21	6	28.57%
70-700	Burnett International College – Boynton Beach	11	3	27.27%
70-493	Saber	100	26	26.00%

NCLEX Code	School	Exam Takers	Number of Exam Takers Who Passed	Percentage of Exam Takers Who Passed
70-740	Techni-Pro Institute, Inc. – Boca Raton	183	47	25.68%
70-452	Dade Medical College – Miami Lakes	8	2	25.00%
70-764	Carleen Home Health School – Palm Bay	26	6	23.08%
70-761	Hosanna College Of Health, Inc.	31	7	22.58%
70-719	Med-Life Institute – Pompano Beach	9	2	22.22%
70-479	Carleen Home Health School – Lauderhill	70	14	20.00%
70-739	Med-Life Institute – Miramar	10	2	20.00%
70-446	Breckinridge School of Nursing and Health Sciences at ITT Tech – Hialeah	6	1	16.67%
70-756	Emergency Educational Institute	37	6	16.22%
70-701	Sigma College – Oakland Park	63	10	15.87%
70-763	Ideal Professional Institute, Inc. – Miami Gardens	39	6	15.38%
70-765	Carleen Home Health School – Fort Lauderdale	9	1	11.11%
70-752	Censa Miami Institute – Hialeah Gardens	16	1	6.25%
70-447	Fortis College – Tampa	1	0	0.00%
70-751	Premiere International College	1	0	0.00%
Statewide Total²		8,657	6,524	75.36%

¹ Programs approved since July 2009 are highlighted in light gray.

² The statewide totals include graduates of closed programs.

Source: National Council of State Boards of Nursing.

Bachelor of Science in Nursing (Generic and Second Degree) Program Graduate Exam Scores

Exhibit B-3 shows for each institution the passage rates for Bachelor of Science in nursing program graduates who took the National Council of State Boards of Nursing's National Council Licensure Examination (NCLEX) during calendar year 2016.^{17, 18} Statewide, the percentage of exam takers who passed the exam (88.97%) is above the national average passage rate (87.80%). In addition, only 21.43% (9 of 42) of Bachelor of Science in nursing programs in Florida were 10% or more below the national average passage rate in 2016. Programs approved since the 2009 law are highlighted in light gray.

Exhibit B-3

Passage Rates for Bachelor of Science in Nursing Degree Program Graduates in the 2016 Calendar Year¹

NCLEX Code	School	Exam Takers	Number of Exam Takers Who Passed	Percentage of Exam Takers Who Passed
70-501	Fortis College – Cutler Bay	1	1	100.00%
70-502	Fortis College – Largo	3	3	100.00%
70-510	University of Tampa	48	48	100.00%
70-518	West Coast University	4	4	100.00%
70-529	Hope College of Arts & Sciences – Pompano Beach	1	1	100.00%
70-5101	Western Governors University	8	8	100.00%
70-503	Florida Gulf Coast University	69	68	98.55%
70-591	University of Miami	163	158	96.93%
70-566	Florida Atlantic University	80	77	96.25%
70-568	Pensacola Christian College	97	92	94.85%
70-565	University of South Florida, College of Nursing	210	199	94.76%
70-590	Florida State University	85	80	94.12%
70-594	University of North Florida	150	141	94.00%
70-5103	Utica College	32	30	93.75%
70-596	Nova Southeastern University – Fort Myers	43	40	93.02%
70-530	Palm Beach Atlantic University	57	53	92.98%
70-504	South University – Tampa	56	52	92.86%
70-567	University of Central Florida	239	221	92.47%
70-560	Jacksonville University	91	84	92.31%
70-520	Florida Southern College	25	23	92.00%
70-578	Nova Southeastern University – Fort Lauderdale	157	144	91.72%
70-5120	ECPI University College of Nursing	12	11	91.67%
70-585	University of Florida	192	173	90.10%
70-5107	Nova Southeastern University – Miami	132	117	88.64%
70-589	Florida International University	216	191	88.43%
70-515	Remington College	93	82	88.17%

¹⁷ This includes Bachelor of Science in nursing students in generic or second degree programs.

¹⁸ This data includes only first-time test takers who took the exam within six months of graduation from a nursing education program.

NCLEX Code	School	Exam Takers	Number of Exam Takers Who Passed	Percentage of Exam Takers Who Passed
70-522	Adventist University of Health Sciences	100	88	88.00%
NATIONAL AVERAGE PASSAGE RATE				87.80%
70-505	University of West Florida	57	50	87.72%
70-592	College of Nursing and Health Sciences at Barry University	126	107	84.92%
70-523	Antigua College International, Inc. – Miami	13	11	84.62%
70-570	South University – Royal Palm Beach	68	57	83.82%
70-525	Chamberlain College of Nursing – Jacksonville	119	98	82.35%
70-569	Bethune-Cookman University	17	14	82.35%
10 PERCENTAGE POINTS BELOW NATIONAL AVERAGE PASSAGE RATE				77.80%
70-598	Florida A&M University	75	58	77.33%
70-540	Chamberlain College of Nursing – Miramar	162	122	75.31%
70-509	Herzing University – Winter Park	15	11	73.33%
70-511	Florida National University – Hialeah	59	43	72.88%
70-508	Miller's College of Nursing	11	7	63.64%
70-532	Universidad del Tuarabo-South Florida – Miramar	26	15	57.69%
70-513	Mattia College – Miami	2	1	50.00%
70-533	Universidad del Turabo-Metro Orlando – Orlando	21	7	33.33%
70-534	Universidad del Turabo – Tampa	1	0	0.00%
Total Statewide²		3,136	2,790	88.97%

¹ Programs approved since July 2009 are highlighted in light gray.

² The statewide totals include graduates of closed programs.

Source: National Council of State Boards of Nursing.

OPPAGA supports the Florida Legislature by providing data, evaluative research, and objective analyses that assist legislative budget and policy deliberations. This project was conducted in accordance with applicable evaluation standards. Copies of this report in print or alternate accessible format may be obtained by telephone (850/488-0021), by FAX (850/487-9213), in person, or by mail (OPPAGA Report Production, Claude Pepper Building, Room 312, 111 W. Madison St., Tallahassee, FL 32399-1475). Cover photo by Mark Foley.

OPPAGA website: www.oppaga.state.fl.us

Project supervised by Becky Vickers (850/717-0515)

Project conducted by Sean Millard and Justin Graham

David D. Summers (850) 717-0555), Staff Director, Education Policy Area

R. Philip Twogood, Coordinator