



June 2017

Report No. 17-07

Approximately 42% of Nursing Programs Had Licensure Exam Passage Rates Below the Required Legislative Standard in 2016

at a glance

The licensure exam passage rates in 2016 for Florida students who graduated from nursing programs varied by program type. Statewide, Florida's bachelor's degree graduates performed slightly higher than their counterparts nationally, while graduates from licensed practical nursing and associate degree programs performed lower than graduates nationally.

Approximately 42% of Florida nursing education programs had national licensure exam passage rates that were 10% or more below the national average in 2016. This percentage was the same (42%) in 2015. Most of the nursing programs performing below the required legislative passage rate were created since 2009 and are unaccredited.

If a program's passage rate falls 10 percentage points below the national average for two consecutive calendar years, Florida law requires that the program be placed on probation. Associate programs accounted for 60% of 131 programs that were below the legislative standard in 2016.

As of May 2017, the Board of Nursing had placed 18 of the 131 programs with low licensure exam passage rates on probation and terminated 17 programs. An additional 43 of the programs had already closed or were planning to close voluntarily.

Scope

The 2014 Legislature directed OPPAGA to conduct a series of annual reviews through the year 2020 of the Board of Nursing's administration of the program approval and accountability processes for nursing education programs.¹ This report is a companion to OPPAGA [Report No. 17-03](#), *Review of Florida's Nursing Education Programs, 2016*, which addressed how nursing programs' capacity, enrollment, and student outcomes have changed since the previous academic year. This report reviews nursing licensure exam data for the 2016 calendar year, which was not available at the time the previous report was published.

Background

The 2009 Legislature made several statutory changes to significantly increase the number of approved nursing education programs to address the state's shortage of nurses. The 2009 law modified the nursing education program approval process and established a legislative performance standard based on each program's graduate licensure exam passage rate.²

The 2014 Legislature made additional revisions in Florida law related to nursing programs. For example, the 2014 revisions limited a program's exam passage rate to only include first-time test takers within six months of graduation and required existing nursing programs to be

¹ Chapters [2009-168](#), [2010-37](#), and [2014-92](#), *Laws of Florida*.

² Section [464.019](#), *F.S.*, specifies that the first calendar year of scores

the board could use was 2010. As a result, 2012 was the first year the board could place programs on probation using the criteria in law, based on calendar years 2010 and 2011.

accredited no later than July 2019.³ The 2014 law also allowed the Florida Board of Nursing to extend a program’s probationary status for one additional year if the program demonstrates adequate progress toward the graduate passage rate goal by meeting a majority of the benchmarks established in the program’s remediation plan.⁴

This report provides program-specific nursing licensure exam data for all nursing education programs in Florida for the 2016 calendar year.⁵ This data includes each program’s passage rate for graduates who took the National Council of State Boards of Nursing’s National Council Licensure Examination (NCLEX) within six months of their graduation date.

Findings

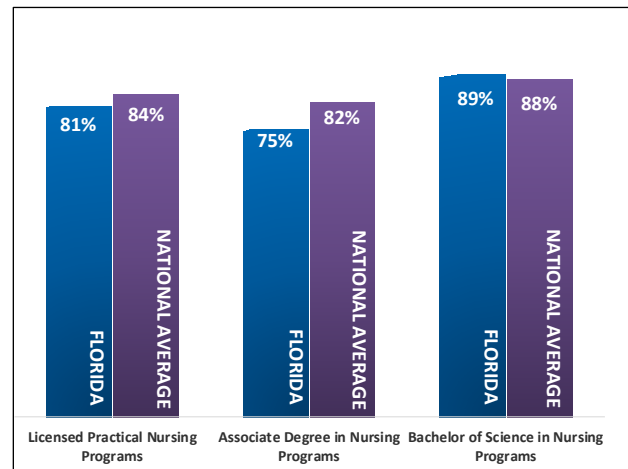
How did students who graduated from Florida nursing education programs perform on the licensure exam in 2016 compared to graduates nationally?

Florida’s bachelor’s degree graduates performed slightly better than graduates nationally; graduates from licensed practical nursing degree programs performed slightly worse; and graduates from associate degree programs performed significantly worse.

The percentage of Florida nursing graduates passing the licensure exam in 2016 varied by program type. Florida graduates of licensed practical nursing and associate degree programs had lower overall performance than graduates nationally. Statewide, 81% of graduates from Florida’s licensed practical nurse programs passed the licensure exam during 2016, which was below the national average of 84%. (See Exhibit 1.) In addition, 75% of Florida associate degree in nursing graduates passed the licensure exam, which was significantly lower than the

percentage of graduates passing the exam nationally (82%). However, graduates of Florida’s Bachelor of Science in nursing degree programs fared slightly better than their counterparts nationally, with 89% passing the licensure exam, compared to the national average of 88%.

**Exhibit 1
Florida’s 2016 Average Licensure Exam Passage Rates for Students Who Graduated From Nursing Programs Varied by Program Type¹**



¹National average passage rates include all nursing education program graduates who took the licensure exam for the first time in calendar year 2016, but Florida rates do not include graduates who took their exams more than six months after their graduation date.

Source: OPPAGA analysis of data received from the National Council of State Boards of Nursing.

How many Florida nursing education programs had licensure exam passage rates that were 10% or more below the national average?

Approximately 42% (131 of 313) of Florida nursing education programs with graduates who took the licensure exam had passage rates that were 10% or more below the national average in 2016. This percentage remained unchanged compared to 2015, when 42% (127 of 304) of programs had low

³ Programs must be accredited by a specialized nursing accrediting agency that is nationally recognized by the United States Secretary of Education to accredit nursing education programs.

⁴ The law requires approved nursing programs to have a minimum graduate licensure exam passage rate. If a program’s passage rate falls 10% below the national average for two consecutive calendar years, the program is placed on probation and must submit a remediation plan and increase its passage rate

so that it equals or exceeds the required passage rate within the timeframes specified in s. 464.019 (5)(a)(3), F.S.

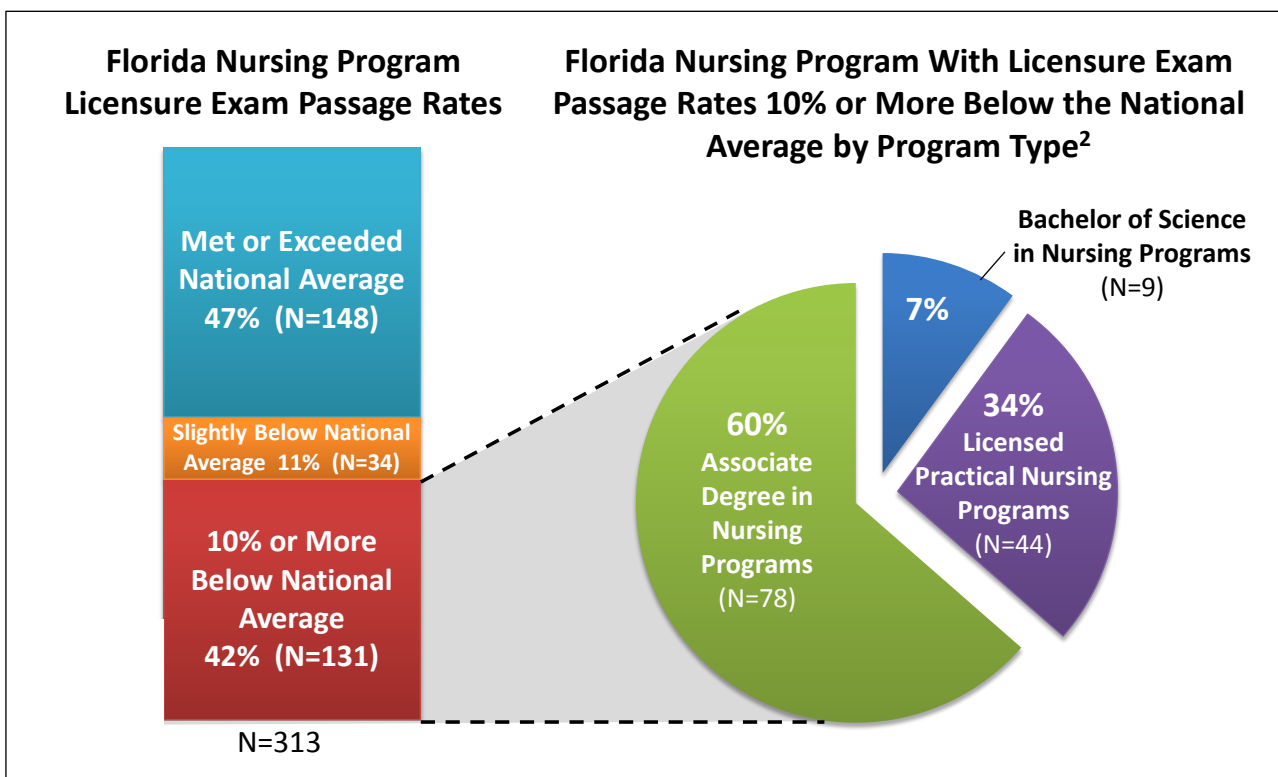
⁵ Public school districts, Florida colleges, state universities, private institutions licensed by the Commission for Independent Education, and private institutions that are members of the Independent Colleges and Universities of Florida offer nursing programs. In addition, state law authorizes Pensacola Christian College to offer a Bachelor of Science in nursing degree.

exam passage rates. Florida law requires a program with a graduate licensure exam passage rate of 10 percentage points or more below the national average for two consecutive calendar years to be placed on probation and submit a remediation plan to increase its passage rate so that it equals or exceeds the required passage rate within the timeframes specified in s. 464.019(5)(a)(3), *Florida Statutes*.

Associate degree in nursing programs accounted for 60% of programs that failed to meet the legislative standard. As shown in Exhibit 2, 60% (78 of the 131) of Florida nursing programs with passage rates that were 10% or more below the national average awarded associate degrees. Approximately one-third (34%) were licensed practical nursing programs and the remaining 7% were Bachelor of Science in nursing programs.⁶

Exhibit 2

Of the Florida Nursing Programs in 2016 That Had Licensure Exam Passage Rates That Were 10% or More Below the National Average, 60% Were Associate Degree in Nursing Programs¹



¹ National average passage rates include all nursing education program graduates who took the licensure exam for the first time in calendar year 2016, but Florida passage rates do not include graduates who took their exams more than six months after their graduation date.

² The sum of the percentages exceeds 100% due to rounding.

Source: OPPAGA analysis of data received from the National Council of State Boards of Nursing.

Most of the nursing programs performing below the required exam passage rate were relatively new and unaccredited. More than three-quarters, or 79% (103 of 131), of the programs with exam passage rates below the legislative passage rate

standard in 2016 were created since the 2009 statutory revisions took effect. Further, only 12 of the 131 programs were accredited. To improve program quality, the 2014 Legislature revised Florida law to require that all nursing education

⁶ Fifteen percent of the schools (47 of the 313) had fewer than five test takers. At smaller schools, the performance of relatively few

test takers can have a substantial effect on passage rates.

programs be accredited by July 1, 2019, or within five years of first enrolling students.

Of the 131 programs that failed to meet the legislative passage rate standard in 2016, 43 had already closed or were planning to close voluntarily as of the April 2017 board meeting. At its April 2017 meeting, the Board of Nursing made decisions regarding program status changes based on the 2016 exam data. Board staff provided OPPAGA with the changes in program status as of the April meeting and included status information through May 31. Of the 131 programs that failed to meet the legislative standard in 2016, as of May 31, 2017

- 43 had either already closed (41) or were planning to close voluntarily (2)⁷;
- 18 were either placed on probation at the April meeting (13), had their probation extended for one year (4), or were already on probation (1);
- 1 additional program is appealing the board's decision to place it on probation;
- 12 programs were exempt from being placed on probation because they attained the accreditation specified in Florida statutes⁸;
- 17 were either terminated at the meeting (3) or already terminated by the board (14)—a program placed on probation must improve its passage rate within the timeframes specified in Florida statutes or the board may terminate the program⁹;

- 7 received a reprieve from the board decision-making process until the June 2017 meeting; and
- 33 were not discussed at the April meeting and thus left in approved status; however, the Board of Nursing is required to place programs on probation if they continue to have licensure passage rates 10% or more below the national average for another consecutive calendar year.^{10, 11}

All board decisions affecting nursing programs are subject to appeal by any program.

The Board of Nursing is scheduled to meet again in June 2017 and make decisions about the remaining nursing programs that had exam passage rates below the legislative standard for two consecutive calendar years, as well as programs that require a status change for another reason, such as not submitting the annual report required by statute.

Appendix A describes how many Florida nursing education programs met or exceeded the national average passage rate or were slightly below the national average passage rate, and how many were 10% or more below the national average passage rate for each program type.¹² Appendix B lists the passage rates for each nursing program in Florida by program type.

⁷ Of the 41 programs that had already closed as of the April 2017 meeting and had test takers in calendar year 2016, 28 closed in 2016, 9 closed in 2015, 3 closed in 2014, and 1 closed in 2013.

⁸ Refer to ss. [464.003\(1\)](#) and [464.019\(9\)](#), *F.S.*

⁹ Refer to s. [464.019\(5\)\(a\)\(3\)](#), *F.S.* In April 2015, the Board of Nursing adopted an alternative interpretation of s. [464.019\(5\)\(a\)\(3\)](#), *F.S.*, which changed the length of time the board allows nursing programs to remain on probation before termination. Under the alternative interpretation, if a program fails to meet the statutory requirement after one year of probation, the board terminates the program. In addition, the board now terminates programs that have no graduates who take the NCLEX in the calendar year that immediately follows their placement on probation. However, programs can appeal these termination decisions and request a one-

year extension of probation. Prior to April 2015, the board allowed programs to remain on probation for two years prior to termination. This change affected programs that were on their first year of probation in 2015 or thereafter.

¹⁰ Of the 78 programs that were closed or closing, placed on probation, or terminated, 65 were created since 2009.

¹¹ At its April board meeting, the board also decided to terminate one program that had no 2016 exam data and to move five programs from probationary to approved status because these five programs improved their exam passage rates to a level that was greater than the legislative standard.

¹² Slightly below the national average refers to programs with exam passage rates below the national average by fewer than 10 percentage points.

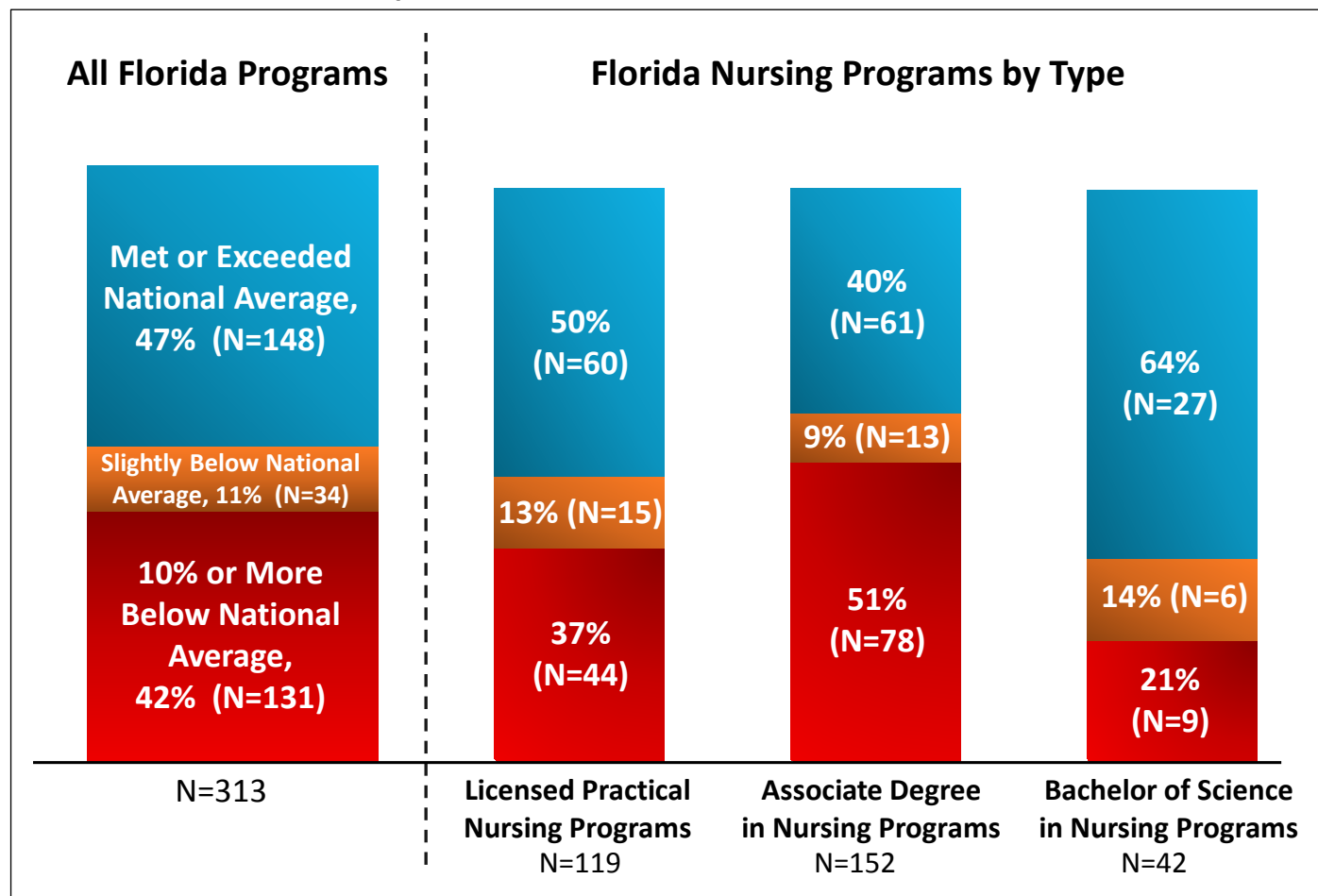
Appendix A

Florida Nursing Education Program Passage Rates by Program Type

Approximately 42% (131 of 313 programs) of Florida nursing education programs had licensure exam passage rates that were 10% or more below the national average in 2016. Licensure exam passage rates varied by program type, as shown in Exhibit A-1. For example, 37% of licensed practical nursing programs, 51% of associate degree in nursing programs, and 21% of bachelor’s degree programs were 10% or more below the national average.

Exhibit A-1

Approximately 42% of Florida Nursing Education Programs Had Licensure Exam Passage Rates That Were 10% or More Below the National Average in 2016^{1,2}



¹ National average passage rates include all nursing education program graduates who took the licensure exam for the first time in calendar year 2016, but Florida rates do not include graduates who took their exams more than six months after their graduation date.

² The sum of the percentages does not always equal 100% due to rounding.

Source: OPPAGA analysis of data received from the National Council of State Boards of Nursing.

Appendix B

Licensed Practical Nursing (Generic and Bridge) Program Graduate Exam Scores

Exhibit B-1 shows for each institution the passage rates for licensed practical nursing program graduates who took the National Council of State Boards of Nursing’s National Council Licensure Examination (NCLEX) during calendar year 2016.^{13, 14} Statewide, the percentage of exam takers who passed the exam (81.42%) is slightly lower than the national average passage rate of 83.73%. In addition, 36.97% (44 of 119) of licensed practical nursing programs in Florida were 10% or more below the national average passage rate in 2016. Programs approved since the 2009 law are highlighted in light gray.

Exhibit B-1

Passage Rates for Licensed Practical Nursing Program Graduates in the 2016 Calendar Year¹

| NCLEX Code | School | Exam Takers | Number of Exam Takers Who Passed | Percentage of Exam Takers Who Passed |
|------------|---|-------------|----------------------------------|--------------------------------------|
| 70-129 | Premiere International Institute – Fort Myers | 1 | 1 | 100.00% |
| 70-138 | American Medical Academy | 2 | 2 | 100.00% |
| 70-149 | Horizon Healthcare Institute, Inc. – Fort Myers | 1 | 1 | 100.00% |
| 70-150 | Palm Beach State College – Lake Worth | 4 | 4 | 100.00% |
| 70-159 | South Tech Academy | 8 | 8 | 100.00% |
| 70-161 | Gadsden Center for Health Education | 2 | 2 | 100.00% |
| 70-163 | Desoto County School of Practical Nursing | 1 | 1 | 100.00% |
| 70-167 | Withlacoochee Technical College | 14 | 14 | 100.00% |
| 70-168 | South Florida State College – Avon Park | 24 | 24 | 100.00% |
| 70-187 | Orlando Tech | 15 | 15 | 100.00% |
| 70-189 | North Florida Community College – Madison | 19 | 19 | 100.00% |
| 70-209 | Med-Life Institute – Kissimmee | 1 | 1 | 100.00% |
| 70-211 | Rasmussen College, Inc. – Fort Myers | 11 | 11 | 100.00% |
| 70-220 | North Broward Technical Center, Inc. | 1 | 1 | 100.00% |
| 70-223 | Med-Life Institute – West Palm Beach | 1 | 1 | 100.00% |
| 70-246 | Horizon Healthcare Institute, Inc. – Melbourne | 3 | 3 | 100.00% |
| 70-251 | O’Reggio Technical Career Institute | 1 | 1 | 100.00% |
| 70-260 | Green Cross School Of Nursing | 1 | 1 | 100.00% |
| 70-268 | Dade County Homestead Senior High | 1 | 1 | 100.00% |
| 70-282 | Technical Center for Career and Adult Education – Indian River County | 10 | 10 | 100.00% |
| 70-1106 | South Dade Technical College | 3 | 3 | 100.00% |
| 70-1112 | Atlantic Technical College | 5 | 5 | 100.00% |
| 70-132 | Jersey College – Jacksonville | 35 | 34 | 97.14% |
| 70-155 | Jersey College – Tampa | 31 | 30 | 96.77% |

¹³ This includes licensed practical nursing students in generic or bridge programs.

¹⁴ This data includes only first-time test takers who took the exam within six months of graduation from a nursing education program.

| NCLEX Code | School | Exam Takers | Number of Exam Takers Who Passed | Percentage of Exam Takers Who Passed |
|--------------------------------------|--|-------------|----------------------------------|--------------------------------------|
| 70-142 | Cape Coral Institute of Technology | 23 | 22 | 95.65% |
| 70-181 | Fort Myers Institute of Technology – Fort Myers | 23 | 22 | 95.65% |
| 70-106 | Florida Gateway College | 22 | 21 | 95.45% |
| 70-201 | Academy for Nursing and Health Occupations – West Palm Beach | 38 | 36 | 94.74% |
| 70-191 | Tom P. Haney Technical Center | 37 | 35 | 94.59% |
| 70-105 | Choice Technology Center | 33 | 31 | 93.94% |
| 70-107 | Bradford-Union Technical Center | 15 | 14 | 93.33% |
| 70-233 | Jersey College – Fort Lauderdale | 15 | 14 | 93.33% |
| 70-259 | Community Technical & Adult Education – Marion County | 45 | 42 | 93.33% |
| 70-145 | Immokalee Technical Center | 14 | 13 | 92.86% |
| 70-160 | Mercy Hospital School of Practical Nursing | 70 | 65 | 92.86% |
| 70-256 | Herzing University – Winter Park | 27 | 25 | 92.59% |
| 70-182 | First Coast Technical College | 52 | 48 | 92.31% |
| 70-222 | Rasmussen College, Inc. – Land O'Lakes | 35 | 32 | 91.43% |
| 70-214 | Rasmussen College, Inc. – Ocala | 57 | 52 | 91.23% |
| 70-136 | Technical Education Center Osceola | 56 | 51 | 91.07% |
| 70-153 | Lindsey Hopkins Technical College – Dade County | 22 | 20 | 90.91% |
| 70-194 | Pinellas Technical Education Center – Clearwater | 33 | 30 | 90.91% |
| 70-151 | Pinellas Technical College – St. Petersburg | 42 | 38 | 90.48% |
| 70-166 | Charlotte Technical Center | 63 | 57 | 90.48% |
| 70-108 | Ridge Career Center | 40 | 36 | 90.00% |
| 70-114 | Taylor College – Belleview | 10 | 9 | 90.00% |
| 70-195 | Traviss Career Center | 57 | 51 | 89.47% |
| 70-186 | Atlantic Technical College – Broward County | 47 | 42 | 89.36% |
| 70-164 | Pasco-Hernando State College – New Port Richey | 100 | 89 | 89.00% |
| 70-288 | Harris-Casel Institute | 18 | 16 | 88.89% |
| 70-183 | Manatee Technical College | 44 | 39 | 88.64% |
| 70-172 | Eastern Florida State College | 26 | 23 | 88.46% |
| 70-193 | Suncoast Technical College | 49 | 43 | 87.76% |
| 70-248 | Robert Morgan Educational Center – Dade County | 49 | 43 | 87.76% |
| 70-1104 | Taylor Technical Institute | 16 | 14 | 87.50% |
| 70-185 | Daytona State College – Daytona Beach | 39 | 34 | 87.18% |
| 70-197 | Gulf Coast State College – Port St. Joe | 23 | 20 | 86.96% |
| 70-131 | Centura Institute | 7 | 6 | 85.71% |
| 70-261 | Fortis College – Largo | 7 | 6 | 85.71% |
| 70-205 | Sheridan Technical College – Broward County | 74 | 63 | 85.14% |
| NATIONAL AVERAGE PASSAGE RATE | | | | 83.73% |
| 70-199 | Lively Technical Center | 42 | 35 | 83.33% |
| 70-232 | Rasmussen College, Inc. – Tampa | 18 | 15 | 83.33% |
| 70-1103 | Santa Fe College – Gainesville | 18 | 15 | 83.33% |

| NCLEX Code | School | Exam Takers | Number of Exam Takers Who Passed | Percentage of Exam Takers Who Passed |
|---|--|-------------|----------------------------------|--------------------------------------|
| 70-178 | Lake Technical Center | 35 | 29 | 82.86% |
| 70-104 | Galen College of Nursing – St. Petersburg | 57 | 47 | 82.46% |
| 70-154 | Erwin Technical Center | 79 | 65 | 82.28% |
| 70-179 | Florida State College at Jacksonville | 22 | 18 | 81.82% |
| 70-202 | McFatter Technical College | 76 | 61 | 80.26% |
| 70-238 | Med-Life Institute – Pompano Beach | 5 | 4 | 80.00% |
| 70-125 | Concorde Career Institute – Jacksonville | 24 | 19 | 79.17% |
| 70-236 | Locklin Tech | 14 | 11 | 78.57% |
| 70-133 | Brewster Technical Center | 17 | 13 | 76.47% |
| 70-254 | Miami Lakes Technical Center – Dade County | 25 | 19 | 76.00% |
| 70-170 | Lorenzo Walker Institute of Technology | 36 | 27 | 75.00% |
| 70-207 | Southeastern College – New Port Richey | 4 | 3 | 75.00% |
| 10 PERCENTAGE POINTS BELOW NATIONAL AVERAGE PASSAGE RATE | | | | 73.73% |
| 70-215 | Virginia College – Pensacola | 7 | 5 | 71.43% |
| 70-120 | Emerald Coast Technical College | 31 | 22 | 70.97% |
| 70-177 | Indian River State College – Fort Pierce | 58 | 41 | 70.69% |
| 70-173 | Riveroak Technical College | 22 | 15 | 68.18% |
| 70-134 | Southeastern College – Greenacres | 25 | 17 | 68.00% |
| 70-171 | Florida Panhandle Technical College | 25 | 17 | 68.00% |
| 70-224 | Genesis Vocational Institute | 6 | 4 | 66.67% |
| 70-239 | Med-Life Institute – Naples | 3 | 2 | 66.67% |
| 70-109 | Fortis Institute – Port St. Lucie | 17 | 11 | 64.71% |
| 70-157 | Pensacola State College | 18 | 11 | 61.11% |
| 70-124 | Medtech Institute – Orlando | 52 | 31 | 59.62% |
| 70-169 | Inlet Grove Adult Community High School | 22 | 13 | 59.09% |
| 70-144 | Southeastern College – Jacksonville | 24 | 14 | 58.33% |
| 70-190 | Southeastern College – St. Petersburg | 7 | 4 | 57.14% |
| 70-141 | Med-Life Institute – Bradenton | 13 | 7 | 53.85% |
| 70-127 | Cambridge Institute of Allied Health & Technology – Altamonte Springs | 53 | 28 | 52.83% |
| 70-126 | Health Education Training School | 2 | 1 | 50.00% |
| 70-130 | Lincoln Technical Institute – Fern Park | 4 | 2 | 50.00% |
| 70-210 | Blanche Ely High School – Broward County | 6 | 3 | 50.00% |
| 70-217 | International Institute For Health Care Professionals, Inc. – Boca Raton | 2 | 1 | 50.00% |
| 70-227 | Cambridge Institute of Allied Health & Technology – Delray Beach | 4 | 2 | 50.00% |
| 70-240 | American Health Institute | 12 | 6 | 50.00% |
| 70-241 | Emiraza College – Fort Pierce | 6 | 3 | 50.00% |
| 70-255 | Southeastern College – Tampa | 4 | 2 | 50.00% |
| 70-1108 | Allied Medical Training Center, Inc. | 2 | 1 | 50.00% |
| 70-121 | Suncoast College of Health – Bradenton | 31 | 13 | 41.94% |
| 70-112 | Sigma Institute of Health Careers – Oakland Park | 10 | 4 | 40.00% |

| NCLEX Code | School | Exam Takers | Number of Exam Takers Who Passed | Percentage of Exam Takers Who Passed |
|------------------------------------|--|--------------|----------------------------------|--------------------------------------|
| 70-1102 | Chancellor Institute, Inc. | 5 | 2 | 40.00% |
| 70-263 | Hosanna College Of Health, Inc. – Miramar | 9 | 3 | 33.33% |
| 70-286 | Techni-Pro Institute, Inc. – Boca Raton | 6 | 2 | 33.33% |
| 70-147 | Azure College – Sebring | 4 | 1 | 25.00% |
| 70-135 | Capscare Academy for Healthcare Education – Lake Worth | 18 | 3 | 16.67% |
| 70-212 | West Lawrence School of Nursing | 7 | 1 | 14.29% |
| 70-213 | International Academy Training Center | 16 | 1 | 6.25% |
| 70-117 | Azure College – Miami Gardens | 2 | 0 | 0.00% |
| 70-156 | Express Training Services, LLC – Gainesville | 1 | 0 | 0.00% |
| 70-162 | Vintex Training Institute | 1 | 0 | 0.00% |
| 70-180 | Palm Beach County Schools | 1 | 0 | 0.00% |
| 70-203 | Sunshine Training Center | 1 | 0 | 0.00% |
| 70-228 | Palm Beach Vocational Institute, Inc. – Melbourne | 1 | 0 | 0.00% |
| 70-234 | Sunshine Academy | 5 | 0 | 0.00% |
| 70-243 | Ideal Professional Institute, Inc. – Miami Gardens | 1 | 0 | 0.00% |
| 70-245 | NRI Institute of Health Sciences | 1 | 0 | 0.00% |
| 70-1101 | Kings Career Institute | 1 | 0 | 0.00% |
| Total Statewide² | | 2,541 | 2,069 | 81.42% |

¹ Programs approved since July 2009 are highlighted in light gray.

² The statewide totals include graduates of closed programs.

Source: National Council of State Boards of Nursing.

Associate Degree in Nursing (Generic and Bridge) Program Graduate Exam Scores

Exhibit B-2 shows for each institution the passage rates for associate degree in nursing program graduates who took the National Council of State Boards of Nursing’s National Council Licensure Examination (NCLEX) during calendar year 2016.^{15, 16} Statewide, the percentage of exam takers who passed the exam (75.36%) is below the national average passage rate of 81.68%. Moreover, 51.32% (78 of 152) of associate degree in nursing programs in Florida were 10% or more below the national average passage rate in 2016. Programs approved since the 2009 law are highlighted in light gray.

Exhibit B-2

Passage Rates for Associate Degree in Nursing Program Graduates in the 2016 Calendar Year¹

| NCLEX Code | School | Exam Takers | Number of Exam Takers Who Passed | Percentage of Exam Takers Who Passed |
|------------|---|-------------|----------------------------------|--------------------------------------|
| 70-403 | Keiser University – Lakeland | 41 | 41 | 100.00% |
| 70-454 | Florida National University – Miami | 1 | 1 | 100.00% |
| 70-712 | Azure College – Boca Raton | 6 | 6 | 100.00% |
| 70-721 | Hebron Technical Institute | 1 | 1 | 100.00% |
| 70-748 | South Florida Medical College | 2 | 2 | 100.00% |
| 70-769 | Antigua College International, Inc. – Miami | 3 | 3 | 100.00% |
| 70-4105 | Ultrasound Medical Institute, Inc. – Royal Palm Beach | 2 | 2 | 100.00% |
| 70-462 | Seminole State College of Florida – Altamonte Springs | 171 | 170 | 99.42% |
| 70-400 | South Florida State College – Avon Park | 31 | 30 | 96.77% |
| 70-467 | Valencia College | 205 | 198 | 96.59% |
| 70-468 | Tallahassee Community College | 56 | 54 | 96.43% |
| 70-438 | Eastern Florida State College – Palm Bay | 48 | 46 | 95.83% |
| 70-476 | Polk State College | 141 | 135 | 95.74% |
| 70-436 | Rasmussen College, Inc. – Fort Myers | 89 | 85 | 95.51% |
| 70-440 | Keiser University – Port St. Lucie | 41 | 39 | 95.12% |
| 70-451 | College Of Central Florida – Lecanto | 18 | 17 | 94.44% |
| 70-450 | Northwest Florida State College | 53 | 50 | 94.34% |
| 70-404 | Jersey College – Tampa | 70 | 66 | 94.29% |
| 70-425 | St. Johns River State College | 102 | 96 | 94.12% |
| 70-475 | Broward College | 303 | 284 | 93.73% |
| 70-489 | St. Petersburg College | 251 | 235 | 93.63% |
| 70-449 | City College – Miami | 15 | 14 | 93.33% |
| 70-407 | Keiser University – Miami | 28 | 26 | 92.86% |
| 70-743 | City College – Altamonte Springs | 14 | 13 | 92.86% |
| 70-455 | Keiser University – Orlando | 55 | 51 | 92.73% |

¹⁵ This includes associate degree in nursing students in generic on bridge programs.

¹⁶ This data includes only first-time test takers who took the exam within six months of graduation from a nursing education program.

| NCLEX Code | School | Exam Takers | Number of Exam Takers Who Passed | Percentage of Exam Takers Who Passed |
|--------------------------------------|--|-------------|----------------------------------|--------------------------------------|
| 70-405 | Lake-Sumter State College | 78 | 72 | 92.31% |
| 70-480 | State College of Florida Manatee-Sarasota | 108 | 99 | 91.67% |
| 70-491 | Rasmussen College, Inc. – New Port Richey | 112 | 102 | 91.07% |
| 70-418 | Keiser University – Tampa | 43 | 39 | 90.70% |
| 70-713 | Management Resources College | 126 | 114 | 90.48% |
| 70-422 | Fortis Institute – Pensacola | 62 | 56 | 90.32% |
| 70-733 | Medical Prep Institute of Tampa Bay – Tampa | 20 | 18 | 90.00% |
| 70-735 | Jersey College – Fort Lauderdale | 40 | 36 | 90.00% |
| 70-406 | Keiser University – West Palm Beach | 45 | 40 | 88.89% |
| 70-469 | Hillsborough Community College | 205 | 182 | 88.78% |
| 70-423 | Keiser University – Fort Lauderdale | 60 | 53 | 88.33% |
| 70-426 | Keiser University – Tallahassee | 17 | 15 | 88.24% |
| 70-470 | Eastern Florida State College – Cocoa | 59 | 52 | 88.14% |
| 70-463 | Academy for Nursing and Health Occupations – West Palm Beach | 55 | 48 | 87.27% |
| 70-409 | Mercy Hospital College of Nursing | 54 | 47 | 87.04% |
| 70-482 | College of Central Florida – Ocala | 61 | 53 | 86.89% |
| 70-716 | Bethesda College of Health Sciences | 15 | 13 | 86.67% |
| 70-415 | Keiser University – Melbourne | 67 | 58 | 86.57% |
| 70-411 | Galen College of Nursing – St. Petersburg | 290 | 251 | 86.55% |
| 70-495 | Rasmussen College, Inc. – Ocala | 196 | 169 | 86.22% |
| 70-416 | North Florida Community College – Madison | 36 | 31 | 86.11% |
| 70-483 | Daytona State College – Daytona Beach | 221 | 189 | 85.52% |
| 70-490 | Keiser University – Jacksonville | 34 | 29 | 85.29% |
| 70-477 | Indian River State College – Fort Pierce | 149 | 127 | 85.23% |
| 70-444 | Herzing University – Winter Park | 74 | 63 | 85.14% |
| 70-472 | Florida South Western State College | 218 | 184 | 84.40% |
| 70-464 | Pasco-Hernando Community College – New Port Richey | 242 | 203 | 83.88% |
| 70-456 | Jersey College – Jacksonville | 60 | 50 | 83.33% |
| 70-457 | Taylor College – Belleview | 6 | 5 | 83.33% |
| 70-702 | Hope College of Arts & Sciences – Pompano Beach | 12 | 10 | 83.33% |
| 70-773 | Azure College – Orlando | 6 | 5 | 83.33% |
| 70-478 | Florida Gateway College | 89 | 74 | 83.15% |
| 70-481 | Gulf Coast State College – Panama City | 112 | 93 | 83.04% |
| 70-704 | Fortis College – Cutler Bay | 41 | 34 | 82.93% |
| 70-494 | Rasmussen College, Inc. – Tampa | 64 | 53 | 82.81% |
| 70-412 | Fortis College – Largo | 33 | 27 | 81.82% |
| NATIONAL AVERAGE PASSAGE RATE | | | | 81.68% |
| 70-487 | Pensacola State College | 138 | 112 | 81.16% |
| 70-484 | Miami Dade College | 440 | 356 | 80.91% |
| 70-471 | Santa Fe College – Gainesville | 170 | 137 | 80.59% |

| NCLEX Code | School | Exam Takers | Number of Exam Takers Who Passed | Percentage of Exam Takers Who Passed |
|---|--|-------------|----------------------------------|--------------------------------------|
| 70-730 | Florida Career College – Pembroke Pines | 15 | 12 | 80.00% |
| 70-486 | Palm Beach State College – Lake Worth | 237 | 186 | 78.48% |
| 70-4110 | Florida National University – Hialeah | 27 | 21 | 77.78% |
| 70-473 | Florida State College at Jacksonville | 318 | 244 | 76.73% |
| 70-755 | Health Career Institute | 45 | 34 | 75.56% |
| 70-474 | Florida Keys Community College | 28 | 21 | 75.00% |
| 70-728 | Palm Beach Vocational Institute, Inc. – Boynton Beach | 24 | 18 | 75.00% |
| 70-766 | Orlando Medical Institute, Inc. | 15 | 11 | 73.33% |
| 70-420 | Keiser University – Sarasota | 43 | 31 | 72.09% |
| 70-413 | Southeastern College – Miami Lakes | 46 | 33 | 71.74% |
| 10 PERCENTAGE POINTS BELOW NATIONAL AVERAGE PASSAGE RATE | | | | 71.68% |
| 70-759 | Institute of Healthcare Professions | 35 | 25 | 71.43% |
| 70-445 | Breckinridge School of Nursing and Health Sciences at ITT Tech – Tallahassee | 72 | 51 | 70.83% |
| 70-430 | Everest University | 17 | 12 | 70.59% |
| 70-732 | International Institute for Health Care Professionals, Inc. – Boca Raton | 91 | 63 | 69.23% |
| 70-459 | Azure College – Sebring | 3 | 2 | 66.67% |
| 70-711 | Lincoln Technical Institute – Fern Park | 15 | 10 | 66.67% |
| 70-714 | Southern Technical College – Fort Myers | 38 | 25 | 65.79% |
| 70-709 | Fortis Institute – Port St. Lucie | 42 | 27 | 64.29% |
| 70-499 | Concorde Career Institute – Miramar | 21 | 13 | 61.90% |
| 70-427 | Taylor College – Belleview | 18 | 11 | 61.11% |
| 70-443 | Florida National University – Hialeah | 5 | 3 | 60.00% |
| 70-757 | Fortis College – Orange Park | 22 | 13 | 59.09% |
| 70-498 | Breckinridge School of Nursing and Health Sciences at ITT Tech – Tampa | 19 | 11 | 57.89% |
| 70-492 | Palm Beach State College – Belle Glade | 14 | 8 | 57.14% |
| 70-496 | Breckinridge School of Nursing And Health Sciences at ITT Tech – Tampa | 28 | 16 | 57.14% |
| 70-744 | Capscare Academy for Healthcare Education – Lake Worth | 14 | 8 | 57.14% |
| 70-772 | Azure College – Miami Gardens | 9 | 5 | 55.56% |
| 70-750 | Lincoln College Of Technology | 29 | 16 | 55.17% |
| 70-731 | Suncoast College of Health – Bradenton | 53 | 29 | 54.72% |
| 70-421 | Concorde Career Institute – Tampa | 22 | 12 | 54.55% |
| 70-433 | Concorde Career Institute – Jacksonville | 52 | 28 | 53.85% |
| 70-717 | Breckinridge School of Nursing and Health Sciences at ITT Tech – Lake Mary | 15 | 8 | 53.33% |
| 70-729 | International Institute For Health Care Professionals – Fort Pierce | 15 | 8 | 53.33% |
| 70-439 | Southeastern College – St. Petersburg | 34 | 18 | 52.94% |
| 70-434 | Breckinridge School of Nursing and Health Sciences at ITT Tech – Lake Mary | 40 | 21 | 52.50% |
| 70-722 | Florida Career College – Lauderdale Lakes | 23 | 12 | 52.17% |

| NCLEX Code | School | Exam Takers | Number of Exam Takers Who Passed | Percentage of Exam Takers Who Passed |
|------------|--|-------------|----------------------------------|--------------------------------------|
| 70-758 | Florida Academy of Nursing – Miramar | 29 | 15 | 51.72% |
| 70-754 | University of Southernmost Florida – Coral Gables | 37 | 19 | 51.35% |
| 70-401 | Chipola College – Marianna | 65 | 33 | 50.77% |
| 70-437 | City College – Fort Lauderdale | 12 | 6 | 50.00% |
| 70-703 | Victoria Medical College – West Palm Beach | 10 | 5 | 50.00% |
| 70-774 | FMI Career School | 2 | 1 | 50.00% |
| 70-749 | Med-Life Institute – Naples | 67 | 32 | 47.76% |
| 70-417 | Florida Career College – Boynton Beach | 13 | 6 | 46.15% |
| 70-705 | Schiller International University | 13 | 6 | 46.15% |
| 70-723 | Dade Medical College – West Palm Beach | 13 | 6 | 46.15% |
| 70-734 | Southern Technical College – Tampa | 11 | 5 | 45.45% |
| 70-488 | Breckinridge School of Nursing and Health Sciences at ITT Tech – Fort Myers | 49 | 22 | 44.90% |
| 70-706 | Breckinridge School of Nursing and Health Sciences at ITT Tech – West Palm Beach | 16 | 7 | 43.75% |
| 70-414 | Mattia College – Miami | 56 | 24 | 42.86% |
| 70-741 | Florida College of Health Science, Inc. – Orlando | 7 | 3 | 42.86% |
| 70-419 | Concorde Career Institute – Orlando | 26 | 11 | 42.31% |
| 70-408 | Dade Medical College – Miami | 12 | 5 | 41.67% |
| 70-737 | Med-Life Institute – Kissimmee | 15 | 6 | 40.00% |
| 70-448 | Breckinridge School of Nursing and Health Sciences at ITT Tech – Fort Lauderdale | 23 | 9 | 39.13% |
| 70-725 | Florida Career College – Jacksonville | 32 | 12 | 37.50% |
| 70-727 | Allied Health Institute | 24 | 9 | 37.50% |
| 70-432 | Dade Medical College – Homestead | 19 | 7 | 36.84% |
| 70-724 | Dade Medical College – Jacksonville | 30 | 11 | 36.67% |
| 70-760 | Medtech Institute Orlando – Orlando | 67 | 24 | 35.82% |
| 70-726 | Florida Career College – Kendall | 20 | 7 | 35.00% |
| 70-466 | Brown Mackie College – Miami | 24 | 8 | 33.33% |
| 70-497 | Ultimate Medical Academy | 15 | 5 | 33.33% |
| 70-736 | Larkin School of Nursing | 9 | 3 | 33.33% |
| 70-458 | Azure College – Miami Gardens | 31 | 10 | 32.26% |
| 70-710 | Southeastern College – New Port Richey | 44 | 14 | 31.82% |
| 70-4101 | North Broward Technical Center, Inc. – Deerfield Beach | 19 | 6 | 31.58% |
| 70-435 | Breckinridge School of Nursing and Health Sciences at ITT Tech – Jacksonville | 16 | 5 | 31.25% |
| 70-431 | Dade Medical College – Hollywood | 13 | 4 | 30.77% |
| 70-424 | Virginia College – Jacksonville | 28 | 8 | 28.57% |
| 70-738 | Med-Life Institute – West Palm Beach | 21 | 6 | 28.57% |
| 70-700 | Burnett International College – Boynton Beach | 11 | 3 | 27.27% |
| 70-493 | Saber | 100 | 26 | 26.00% |

| NCLEX Code | School | Exam Takers | Number of Exam Takers Who Passed | Percentage of Exam Takers Who Passed |
|------------------------------------|--|--------------|----------------------------------|--------------------------------------|
| 70-740 | Techni-Pro Institute, Inc. – Boca Raton | 183 | 47 | 25.68% |
| 70-452 | Dade Medical College – Miami Lakes | 8 | 2 | 25.00% |
| 70-764 | Carleen Home Health School – Palm Bay | 26 | 6 | 23.08% |
| 70-761 | Hosanna College Of Health, Inc. | 31 | 7 | 22.58% |
| 70-719 | Med-Life Institute – Pompano Beach | 9 | 2 | 22.22% |
| 70-479 | Carleen Home Health School – Lauderhill | 70 | 14 | 20.00% |
| 70-739 | Med-Life Institute – Miramar | 10 | 2 | 20.00% |
| 70-446 | Breckinridge School of Nursing and Health Sciences at ITT Tech – Hialeah | 6 | 1 | 16.67% |
| 70-756 | Emergency Educational Institute | 37 | 6 | 16.22% |
| 70-701 | Sigma College – Oakland Park | 63 | 10 | 15.87% |
| 70-763 | Ideal Professional Institute, Inc. – Miami Gardens | 39 | 6 | 15.38% |
| 70-765 | Carleen Home Health School – Fort Lauderdale | 9 | 1 | 11.11% |
| 70-752 | Censa Miami Institute – Hialeah Gardens | 16 | 1 | 6.25% |
| 70-447 | Fortis College – Tampa | 1 | 0 | 0.00% |
| 70-751 | Premiere International College | 1 | 0 | 0.00% |
| Statewide Total² | | 8,657 | 6,524 | 75.36% |

¹ Programs approved since July 2009 are highlighted in light gray.

² The statewide totals include graduates of closed programs.

Source: National Council of State Boards of Nursing.

Bachelor of Science in Nursing (Generic and Second Degree) Program Graduate Exam Scores

Exhibit B-3 shows for each institution the passage rates for Bachelor of Science in nursing program graduates who took the National Council of State Boards of Nursing's National Council Licensure Examination (NCLEX) during calendar year 2016.^{17, 18} Statewide, the percentage of exam takers who passed the exam (88.97%) is above the national average passage rate (87.80%). In addition, only 21.43% (9 of 42) of Bachelor of Science in nursing programs in Florida were 10% or more below the national average passage rate in 2016. Programs approved since the 2009 law are highlighted in light gray.

Exhibit B-3

Passage Rates for Bachelor of Science in Nursing Degree Program Graduates in the 2016 Calendar Year¹

| NCLEX Code | School | Exam Takers | Number of Exam Takers Who Passed | Percentage of Exam Takers Who Passed |
|------------|---|-------------|----------------------------------|--------------------------------------|
| 70-501 | Fortis College – Cutler Bay | 1 | 1 | 100.00% |
| 70-502 | Fortis College – Largo | 3 | 3 | 100.00% |
| 70-510 | University of Tampa | 48 | 48 | 100.00% |
| 70-518 | West Coast University | 4 | 4 | 100.00% |
| 70-529 | Hope College of Arts & Sciences – Pompano Beach | 1 | 1 | 100.00% |
| 70-5101 | Western Governors University | 8 | 8 | 100.00% |
| 70-503 | Florida Gulf Coast University | 69 | 68 | 98.55% |
| 70-591 | University of Miami | 163 | 158 | 96.93% |
| 70-566 | Florida Atlantic University | 80 | 77 | 96.25% |
| 70-568 | Pensacola Christian College | 97 | 92 | 94.85% |
| 70-565 | University of South Florida, College of Nursing | 210 | 199 | 94.76% |
| 70-590 | Florida State University | 85 | 80 | 94.12% |
| 70-594 | University of North Florida | 150 | 141 | 94.00% |
| 70-5103 | Utica College | 32 | 30 | 93.75% |
| 70-596 | Nova Southeastern University – Fort Myers | 43 | 40 | 93.02% |
| 70-530 | Palm Beach Atlantic University | 57 | 53 | 92.98% |
| 70-504 | South University – Tampa | 56 | 52 | 92.86% |
| 70-567 | University of Central Florida | 239 | 221 | 92.47% |
| 70-560 | Jacksonville University | 91 | 84 | 92.31% |
| 70-520 | Florida Southern College | 25 | 23 | 92.00% |
| 70-578 | Nova Southeastern University – Fort Lauderdale | 157 | 144 | 91.72% |
| 70-5120 | ECPI University College of Nursing | 12 | 11 | 91.67% |
| 70-585 | University of Florida | 192 | 173 | 90.10% |
| 70-5107 | Nova Southeastern University – Miami | 132 | 117 | 88.64% |
| 70-589 | Florida International University | 216 | 191 | 88.43% |
| 70-515 | Remington College | 93 | 82 | 88.17% |

¹⁷ This includes Bachelor of Science in nursing students in generic or second degree programs.

¹⁸ This data includes only first-time test takers who took the exam within six months of graduation from a nursing education program.

| NCLEX Code | School | Exam Takers | Number of Exam Takers Who Passed | Percentage of Exam Takers Who Passed |
|---|--|--------------|----------------------------------|--------------------------------------|
| 70-522 | Adventist University of Health Sciences | 100 | 88 | 88.00% |
| NATIONAL AVERAGE PASSAGE RATE | | | | 87.80% |
| 70-505 | University of West Florida | 57 | 50 | 87.72% |
| 70-592 | College of Nursing and Health Sciences at Barry University | 126 | 107 | 84.92% |
| 70-523 | Antigua College International, Inc. – Miami | 13 | 11 | 84.62% |
| 70-570 | South University – Royal Palm Beach | 68 | 57 | 83.82% |
| 70-525 | Chamberlain College of Nursing – Jacksonville | 119 | 98 | 82.35% |
| 70-569 | Bethune-Cookman University | 17 | 14 | 82.35% |
| 10 PERCENTAGE POINTS BELOW NATIONAL AVERAGE PASSAGE RATE | | | | 77.80% |
| 70-598 | Florida A&M University | 75 | 58 | 77.33% |
| 70-540 | Chamberlain College of Nursing – Miramar | 162 | 122 | 75.31% |
| 70-509 | Herzing University – Winter Park | 15 | 11 | 73.33% |
| 70-511 | Florida National University – Hialeah | 59 | 43 | 72.88% |
| 70-508 | Miller's College of Nursing | 11 | 7 | 63.64% |
| 70-532 | Universidad del Tuarabo-South Florida – Miramar | 26 | 15 | 57.69% |
| 70-513 | Mattia College – Miami | 2 | 1 | 50.00% |
| 70-533 | Universidad del Turabo-Metro Orlando – Orlando | 21 | 7 | 33.33% |
| 70-534 | Universidad del Turabo – Tampa | 1 | 0 | 0.00% |
| Total Statewide² | | 3,136 | 2,790 | 88.97% |

¹ Programs approved since July 2009 are highlighted in light gray.

² The statewide totals include graduates of closed programs.

Source: National Council of State Boards of Nursing.

OPPAGA supports the Florida Legislature by providing data, evaluative research, and objective analyses that assist legislative budget and policy deliberations. This project was conducted in accordance with applicable evaluation standards. Copies of this report in print or alternate accessible format may be obtained by telephone (850/488-0021), by FAX (850/487-9213), in person, or by mail (OPPAGA Report Production, Claude Pepper Building, Room 312, 111 W. Madison St., Tallahassee, FL 32399-1475). Cover photo by Mark Foley.

OPPAGA website: www.oppaga.state.fl.us

Project supervised by Becky Vickers (850/717-0515)

Project conducted by Sean Millard and Justin Graham

David D. Summers (850) 717-0555), Staff Director, Education Policy Area

R. Philip Twogood, Coordinator